

Accessories



THREADED RODS FOR PRECISION LEVELING WEDGE TYPE PKA

For PKA	Length in mm		
	100	125	150
M16	19-0085	19-0091	
M18	19-0130		
M20	19-0178		19-0185
M24			19-0214


Note

- **Zinc plated** threaded rods; each supplied with 1x nut and 1x washer.
- Do you need a type of threaded rod that is not listed in the table? Please contact us. We are happy to offer a wide selection of special threaded rods in terms of size, thread, material, quality, etc.
- All threaded rods are delivered with standard thread.
- The selection of the type of threaded rod has to be made depending on the static and dynamic loading in the particular application. We would be happy to help you in the selection.

ISOLATION WASHERS TO ISOLATE THE HEX NUT

Our isolation washers for hex nuts offer adequate vibration and structure borne noise isolation in rigidly anchored machines and components. They can be used at temperatures between -20 and +120 °C and are distinguished by their high resistance to oils, greases, acids and coolants used in industry.

Structure borne noise isolation in rigidly anchored machines and pipe suspensions.



for threaded rods Ø	Item no.	outer Ø mm	inner Ø mm	Installation height mm	max. preload force N	max. tightening torque Nm
to M12	20-0069	35	13	20	790	5
to M20	20-0071	50	21	22	1,500	16
to M30	20-0072	70	31	25	2,900	45

ANCHOR FOR FLOOR ANCHORING



Fischer heavy duty anchor SL
Fisher reaction anchor R and threaded rod RG
Fischer anchor bolt FAZ

Our supply range includes Fischer anchors.
Other types and manufacturers are available on request.

HORIZONTAL MOUNTS

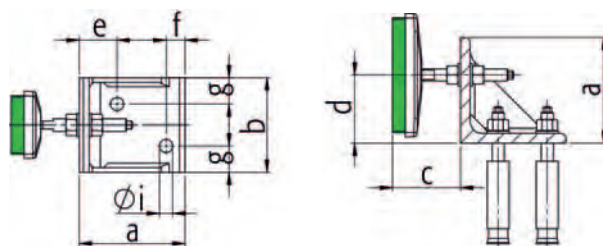


Size 1
Steel angle,
Leveling foot
Type BNVS 115/5,
3 threaded rods
M16 x 150,
2 anchors M16

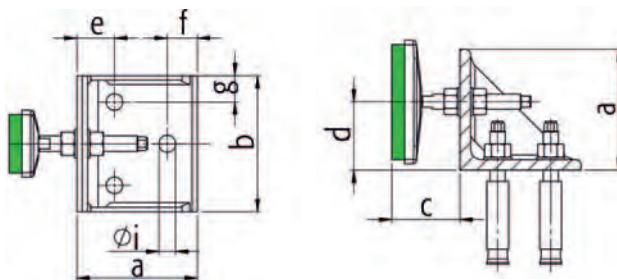
Size 2
Steel angle,
Leveling foot
Type BNVS 115/5,
4 threaded rods
M20 x 150,
3 anchors M20

Type	Item no.	max. load N/pc.	a mm	b mm	c mm	d mm	e mm	f mm	g mm	i mm
Size 1	20-0066	16,500	140	125	45	60-115	50	25	35	17.5
Size 2	20-0067	16,500	160	180	55	60-140	48	43	37	22

Size 1



Size 2



EXTENSION FOR LEVELING WEDGE HEIGHT ADJUSTMENT



Extension for leveling wedge height adjustment

We recommend the use of the leveling extension for difficult to access leveling wedges. This facilitates the quick and easy leveling of the machine even where space is limited.

These leveling aids are available in different lengths and width across flats depending on the leveling wedge being used. Please contact us for further details.